


The Halton Outdoor Club

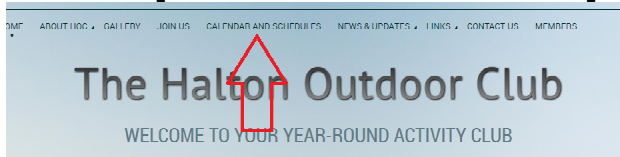


How To Register Ski Day Trip or Ski Lessons

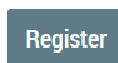
1. Go to the club website: haltonoutdoorclub.ca
2. Login (gives you access to member-only features)



3. Go to [CALENDAR & SCHEDULES]



4. Browse the Event List OR Look at the Calendar
5. Choose the event you want, then click on it to see more information
6. If registration is open for that event, you will see the [Register] button



7. Click [Register] and follow suggested actions

If the trip is full you will be offered a chance to go on the Wait List

Optional: Make one lump sum payment at the end of your registration session. Here's how: Keep registering for events, going all the way to the pay screen each time—however--just before you pay, click cancel to go back to the HOC website to keep registering for events. When you have finished your registration session, don't forget to make payment for all your registrations before you logout. The system will send you an email confirmation for all the events you have paid for.

Important: You need to make a payment for your registration to be complete. Registration is not confirmed until payment has been received. To cancel a registration contact the club office.

More help... info@haltonoutdoorclub.ca